


# K8 LED LOADING BAY DOCK LIGHT


The Ritelite K8 LED loading bay dock light offers users a high quality, highly durable LED alternative to previous halogen models with increased lumen output, increased robustness and a solution that is virtually maintenance free.



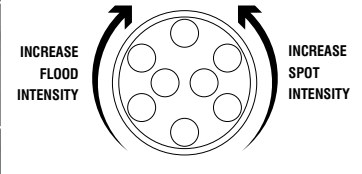
The unit features a rotating variable focusing system that can be adjusted between spot and flood beams for multiple applications, the spot beam enables light to reach further inside container / warehouse area and the light can be focused to ensure minimum glare to workers.

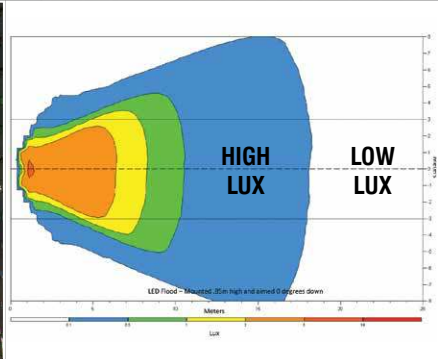
**FLOOD BEAM**







**ADJUSTING BEAM FROM SPOT TO FLOOD**

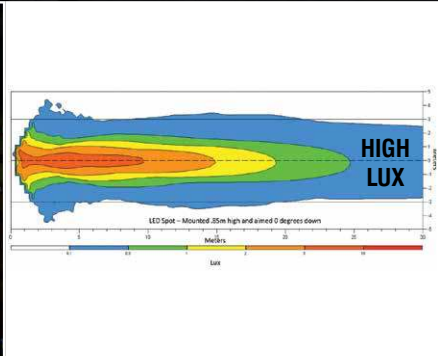




**SPOT BEAM**







## KEY FEATURES

- Minimal power consumption
- Maintenance free – 50,000 hour life
- High output LED's – 2500 lumen output!
- Spot to flood variable focusing system
- Compact head design to reduce possibility of impact damage
- Suitable for food grade applications – polycarbonate lens – No glass!
- IP65 LED head – Dust tight and able to withstand water spray.
- Suitable for input voltage of 240V AC
- Shock and vibration resistant
- Compact, foldable design enables light to be folded back against the wall of the dock when not in use.
- Moves in 2 planes and pivots at 3 points to allow user to easily and accurately position light where required for maximum control of light.
- All components made from high quality materials to ensure maximum life in arduous conditions

PRODUCT CODE	WATTAGE	VOLTAGE	LUMEN OUTPUT	DIMENSIONS (W x H x D)	WEIGHT
LB/LEDK8	21W	240V	2500	Storage: 16cm x 18cm x 85cm In use: 10cm x 100cm x 23.5cm Fully extended: 10cm x 150cm x 23.5cm	4.32Kg

### FIXING DIMENSIONS

